


Oscillating Pumps


Oscillating pumps are self-priming, corrosion resistant, have no dynamic seals and are constructed from FDA accepted materials.

Typical applications include film and microfilm processors; litho and graphic arts plate processors; detergent dispensing, chemical mixing, medical, scientific and laboratory equipment.

These pumps are intended for replenishing, transfer and circulating installations.



**COIL
SPRING
MODEL**



**LEAF SPRING
LAB MODEL**

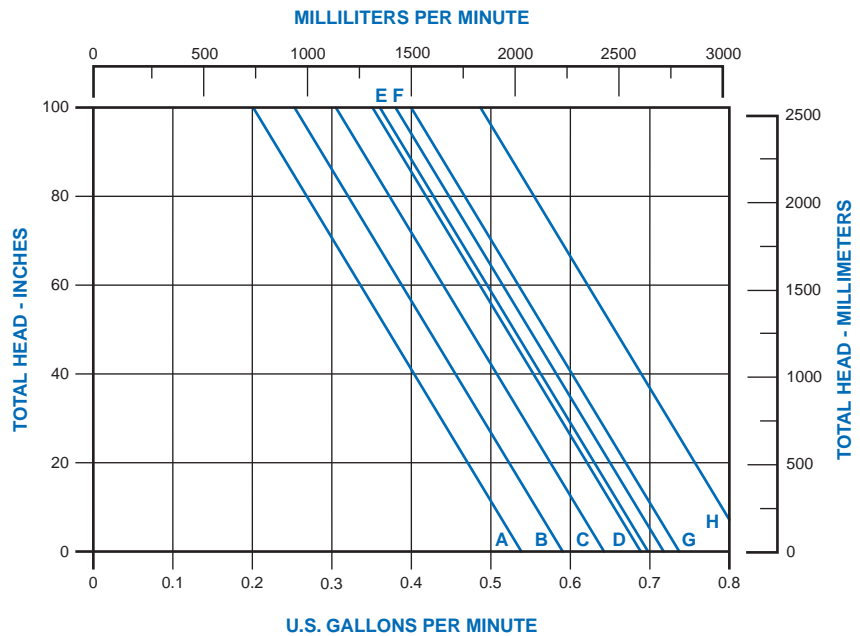
Features:

- Self-priming
- No dynamic seals
- Compact
- Lightweight
- Economical
- Can operate continuously
- Moisture & corrosion resistant coil
- Outlet valve styles:
 - Poppet* – prevents backflow thru pump
 - 2-Piece* – allows higher flow, no backflow prevention
- Spring styles:
 - Leaf Spring* – extremely quiet
 - Coil Spring* – higher flow & efficiency, greater priming ability

Oscillating Pump Operation:

An elastomeric impeller extends through a spring and armature and into an electric coil. A diode in the circuit feeds DC impulses to the electrical coil 60 times per second.

Each pulse draws the armature and impeller forward against the spring, causing the impeller to pump a volume of liquid out through the outlet port. The spring then returns the armature and impeller to their starting position, drawing liquid through the inlet. A valve in the impeller prevents backflow of liquid.



Pump Specifications:

- Flow Rates** — Generally range from 0.2 to 0.8 gpm – refer to performance curve. Actual flow may be higher and may vary from pump to pump. Due to this inherent characteristic, these pumps are not normally intended for metering.
- Discharge Head** — To 8.3 feet (on standard models)
- Self-Priming** — To 48 inches (on standard models)
- Fluid Temperature** — To 104°F (40°C)
- Weight** — Approximately 1 pound
- Motors** — For AC, requires diode (included with listed models). For DC, requires pulsed voltage (on & off approximately 50 to 60 times per second).

Agency Approvals — Models on chart bear the UL Recognized Component Mark for the United States and Canada (except “Lab” models). FDA listed materials for models listed in chart.

Materials in Contact with Solution:

EPT/EPDM & Glass-Reinforced Polypropylene.
 Refer to the Chemical Resistance Section to help determine compatibility. (Use only elastomers with “A” rating for standard oscillating pumps.)
For aggressive-chemistry applications, contact GRI for special Glass-Ball Center Valve Oscillating Pumps (U.S. Patent 5,567,131).

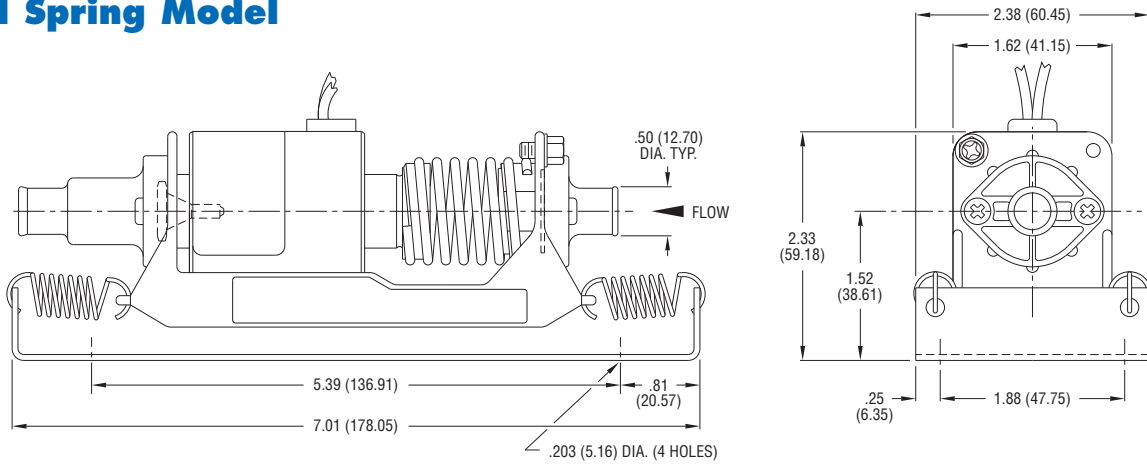
MODEL SPECIFICATIONS

Model Number	Spring Style	Impeller & Valve Material	Outlet Valve	Hose Connection		Volts	Hz	Amps	Watts	Electrical Leads & Terminals	Typical Curve Continuous Duty	Mount/ Bracket
				Inlet	Outlet							
14825-601	Leaf	EPT/EPDM	Poppet	½" Straight		115	60	.34	20	15" Red/15" Black ¼" Male Spade	B	4 Springs & Bracket
14825-619	Leaf	EPT/EPDM	Poppet	½" Straight		220	60	.16	20	36" Red/36" White ¼" Male Spade	A	4 Springs & Bracket
14925-003	Leaf	EPT/EPDM	2-Piece	½" Straight		120	60	.36	23	6' Power Cord Std. 115V Plug	E	LAB
14925-005	Coil	EPT/EPDM	2-Piece	½" Straight		115	50/60	.38	25	6' Power Cord Std. 115V Plug	H	LAB
15000-078	Coil	EPT/EPDM	Poppet	½" Straight		115	50/60	.38	26	6" Red/6" Black ¼" Male Spade	D	4 Springs & Bracket
15000-079	Coil	EPT/EPDM	Poppet	½" Straight		230	50/60	.21	26	6" Red/6" White ¼" Male Spade	C	4 Springs & Bracket
17000-002	Coil	EPT/EPDM	2-Piece	½" Straight		115	50/60	.38	25	24" Black/24" White ¼" Male Spade	G	4 Springs & Bracket
17000-004	Coil	EPT/EPDM	2-Piece	½" Straight		230	50/60	.21	26	24" Brown/24" Blue ¼" Male Spade	F	4 Springs & Bracket

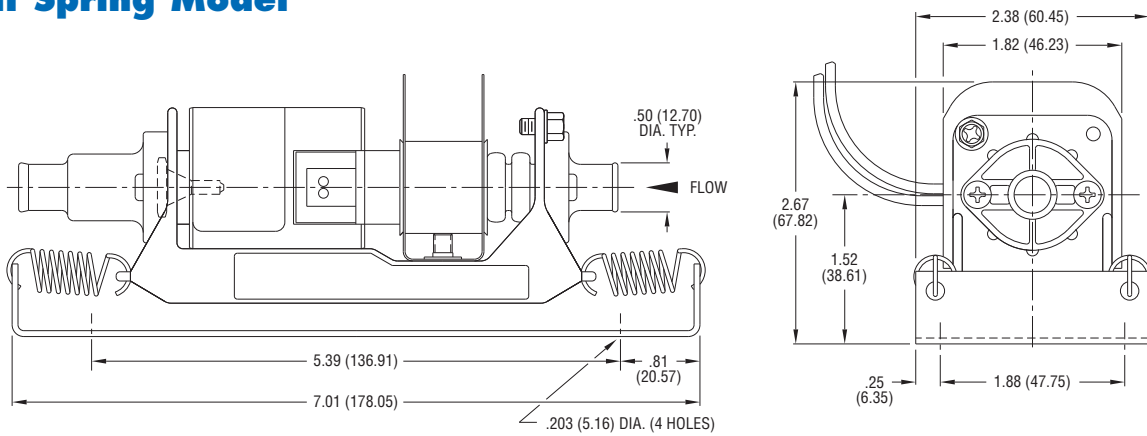
Notes: Standard connector ½" I.D. straight. Smaller connector will effect flow rate.

OSCILLATING PUMPS - TYPICAL DIMENSIONS

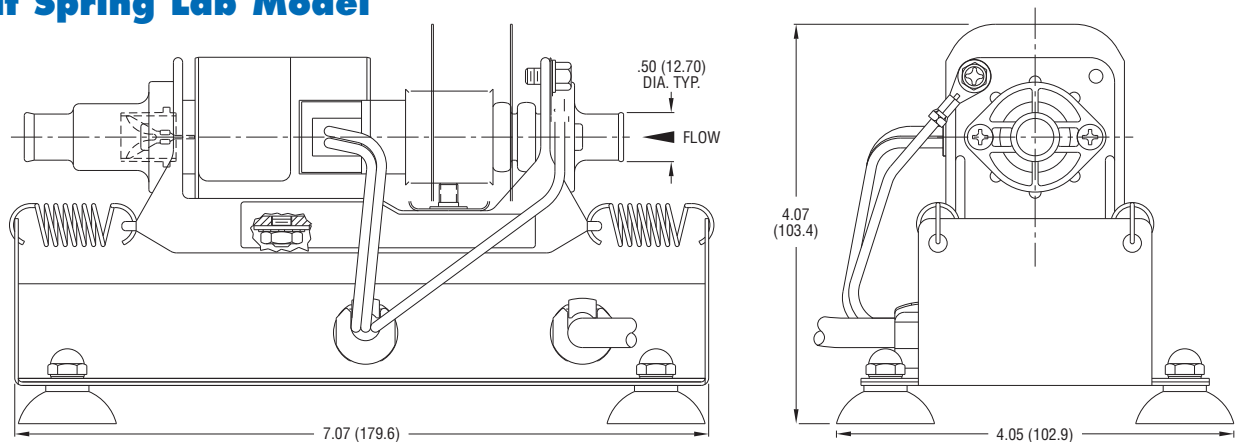
Coil Spring Model



Leaf Spring Model



Leaf Spring Lab Model



Dimensions in Inches (Dimensions in Millimeters)

Replacement *Kits*

OSCILLATING PUMPS

Notes:

- (1) Connector kit includes 4 screws and 2 connectors.
- (2) Impeller kit includes the impeller, armature, spring and valve.



02501-275 Connector Kit (1)



02501-277 Impeller Kit (2)

Model Number	Connector Kit	Impeller Kit
14825-601	02501-275	02501-493
14825-619	02501-275	02501-493
14925-003	02501-275	02501-330
14925-005	02501-275	—
15000-078	02501-275	02501-278
15000-079	02501-275	02501-278
17000-002	02501-275	02501-277
17000-004	02501-275	02501-277